

Visual feedback in rubric based evaluation

**Mikel Villamañe, Ainhoa Álvarez,
Mikel Larrañaga, Begoña Ferrero**

University of the Basque Country UPV/EHU

Agenda

- Introduction
- Rubrics' classical visualization
- Our proposal
- Conclusions & future work

Introduction

- Intended for formative assessment, but also used for summative assessment
- Rubrics' popularity increases
 - Explicit expectations
 - “Valuable” feedback for students
- 2 rubric types
 - Holistic: overall assessment for each part of the work
 - Analytic: specific assessment for each criterion used to evaluate each part

Introduction

- Holistic rubric

Levels of performance

Dimensions
(parts)
for an
oral defense

	Excellent	Advanced	Average	Developing	Beginning
Content	Shows a full understanding of the topic	Shows a very good understanding of the topic	Shows a good understanding of the topic	Shows a good understanding of parts of the topic	Does not seem to understand the topic
Organization	Presentation has a clear, logical order throughout	Presentation order is mostly clear. The speaker may skip around once or twice	Presentation order is mostly clear. The speaker may skip around several times	The speaker skips around many times. Speech sounds choppy	Little or no clear order is evident in the presentation
Communication skills	Speaks clearly and distinctly all of the time	Speaks clearly and distinctly the majority of the time	Speaks clearly and distinctly most of the time	Speaks somewhat clearly and distinctly some of the time	Often mumbles or cannot be understood
...

Introduction

- Analytic rubric

Levels of performance

	A	B	C
Suitability of the presentation for the topic	Absolute	Improvable	Unsuitable
Suitability of the presentation for the audience	Absolute	Improvable	Unsuitable
Used language	Fully appropriate	Sufficiently appropriate	Inappropriate
Scientific accuracy of the content	Fully accurate	Sufficiently accurate	None
Argumentation	Clear, concise and logically organized	Not always clear or concise	Chaotic
Presentation is eye-catching	Yes	No, it is boring	No, it is unpleasant
Used resources	Useful and well used	Useful but badly used	Useless or distracting
....

Dimensions (criteria) for the *content*

Introduction

- AdESMuS
 - Adaptable Evaluation System using Multiple Sources



The image shows a login interface for AdESMuS. It features a central white box with a dashed border on a light gray background. In the top left corner of the box is a detailed illustration of a golden-brown beetle. To the right of the beetle, the text "AdESMuS" is displayed in a bold, sans-serif font. Below the title, there are two input fields: the first is labeled "Nombre de usuario" with a person icon, and the second is labeled "Clave" with a key icon. At the bottom center of the box is a yellow button with the text "Entrar al sistema".

Introduction

- AdESMuS
 - **Adaptable Evaluation System using Multiple Sources**
 - Allows
 - Defining rubrics
 - Evaluating works
 - Multiple evaluators
 - Multiple tasks
 - Multiple evaluation sources
 - Different weights for tasks, dimensions, levels, etc.
 - Provides results and feedback
 - Students
 - Teachers

Rubrics' classical visualization

- Traditional visualization of an analytic rubric

Oral defense evaluation

	A	B	C
Suitability of the presentation for the topic	Absolute	Improvable	Unsuitable
Suitability of the presentation for the audience	Absolute	Improvable	Unsuitable
Used language	Fully appropriate	Sufficiently appropriate	Inappropriate
Scientifically accuracy of the content	Fully accurate	Sufficiently accurate	None
Argumentation	Clear, concise and logically organized	Not always clear or concise	Chaotic
Presentation is eye-catching	Yes	No, it is boring	No, it is unpleasant
Used resources	Useful and well used	Useful but badly used	Useless or distracting
....	...		

Grade: 6,5

Rubrics' classical visualization

- Classical visualization of an holistic rubric

Oral defense evaluation

	Excellent	Advanced	Average	Developing	Beginning
Content	Shows a full understanding of the topic	Shows a very good understanding of the topic	Shows a good understanding of the topic	Shows a good understanding of parts of the topic	Does not seem to understand the topic
Organization	Presentation has a clear, logical order throughout	Presentation order is mostly clear. The speaker may skip around once or twice	Presentation order is mostly clear. The speaker may skip around several times	The speaker skips around many times. Speech sounds choppy	Little or no clear order is evident in the presentation
Communication skills	Speaks clearly and distinctly all of the time	Speaks clearly and distinctly the majority of the time	Speaks clearly and distinctly most of the time	Speaks somewhat clearly and distinctly some of the time	Often mumbles or cannot be understood
...	Grade: 6,5	

Rubrics' classical visualization

- Classical visualization of an holistic rubric

Oral defense evaluation

	Excellent	Advanced	Average	Developing	Beginning
Content	Shows a full understanding of the topic	Shows a very good understanding of the topic	Shows a good understanding of the topic	Shows a good understanding of parts of the topic	Does not seem to understand the topic
Organization	no	er is	g the	tion	
Clarity					is or
...	all of the time	the majority of the time	most of the time	clearly and distinctly some of the	cannot be understood
...	Grade: 6,5	

Classical visualization's PROS

- The student gets formative feedback
- The student has detailed information:
 - Where the grade comes from
 - Which expectations fulfills and which does not

Rubrics' classical visualization

- Classical visualization of an holistic rubric
Oral defense evaluation

Classical visualization's CONS

- The student has no knowledge about his/her performance among the group
- The teacher has no benefit

Communication skills	Speaks clearly and distinctly all of the time	Speaks clearly and distinctly most of the time	Speaks somewhat clearly and distinctly some of the time	Often mumbles or cannot be understood
....	Grade: 6,5	

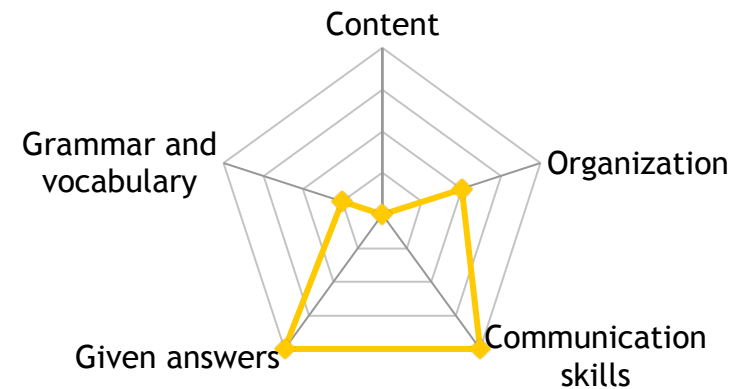
Our proposal

- Enrich visualization of rubrics using different plots

Oral defense evaluation

	Excellent	Advanced	Average	Developing	Beginning
Content	Shows a full understanding of the topic	Shows a very good understanding of the topic	Shows a good understanding of the topic	Shows a good understanding of parts of the topic	Does not seem to understand the topic
Organization	Presentation has a clear, logical order throughout	Presentation order is mostly clear. The speaker may skip around once or twice	Presentation order is mostly clear. The speaker may skip around several times	The speaker skips around many times. Speech sounds choppy	Little or no clear order is evident in the presentation
Communication skills	Speaks clearly and distinctly all of the time	Speaks clearly and distinctly the majority of the time	Speaks clearly and distinctly most of the time	Speaks somewhat clearly and distinctly some of the time	Often mumbles or cannot be understood
...	Grade: 6,5		

Oral defense evaluation

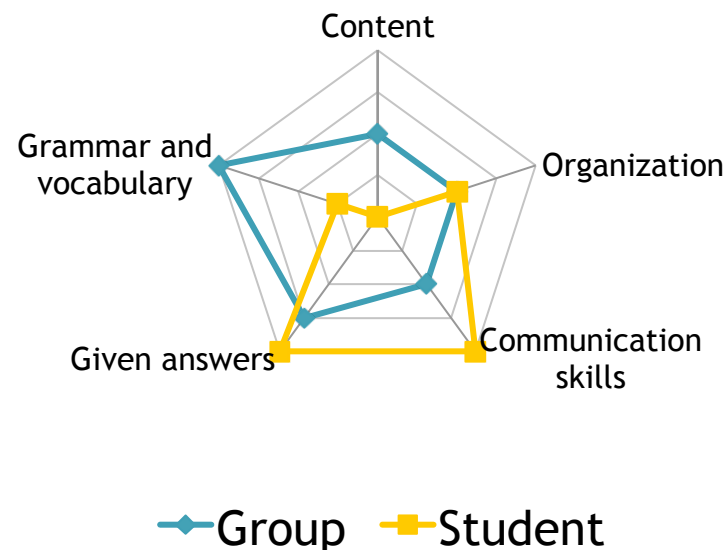


◆ Student

Our proposal

- Allowing comparison with the rest of the group

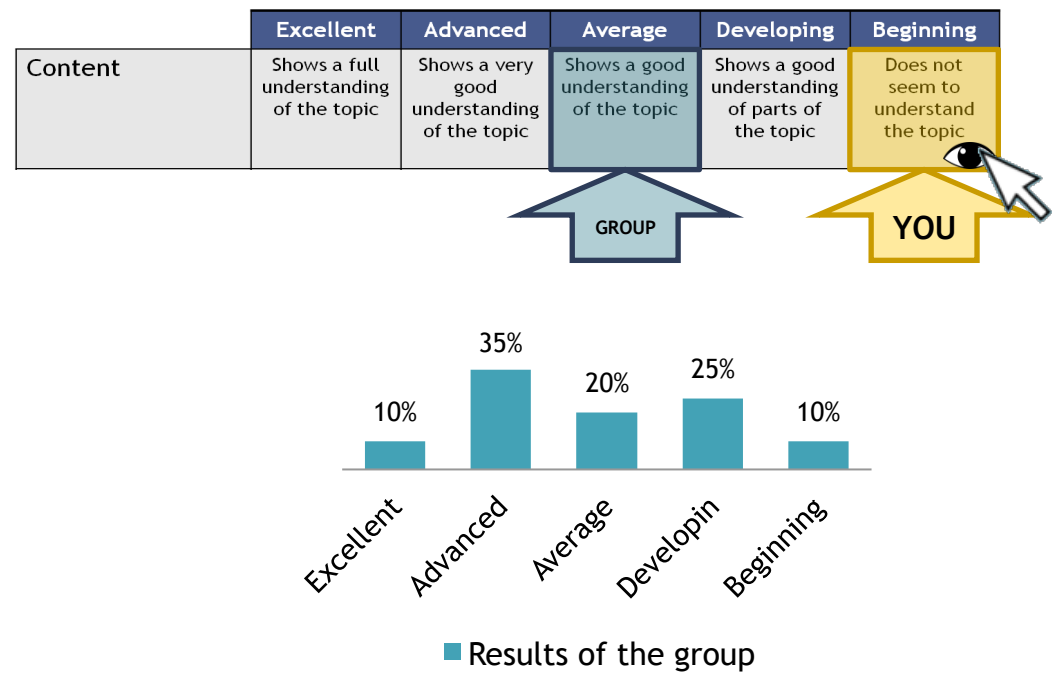
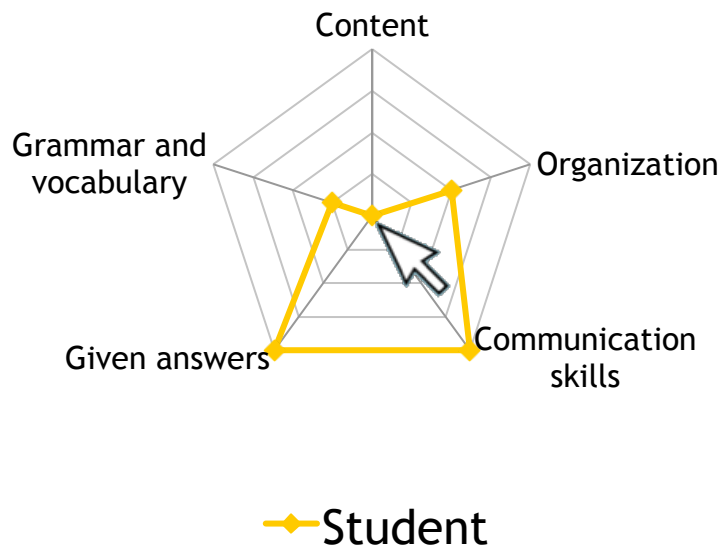
Oral defense evaluation



Our proposal

- Allowing navigation

Oral defense evaluation



Feedback

You should read the related bibliography to understand the topic and improve the content of your presentation.

Our proposal

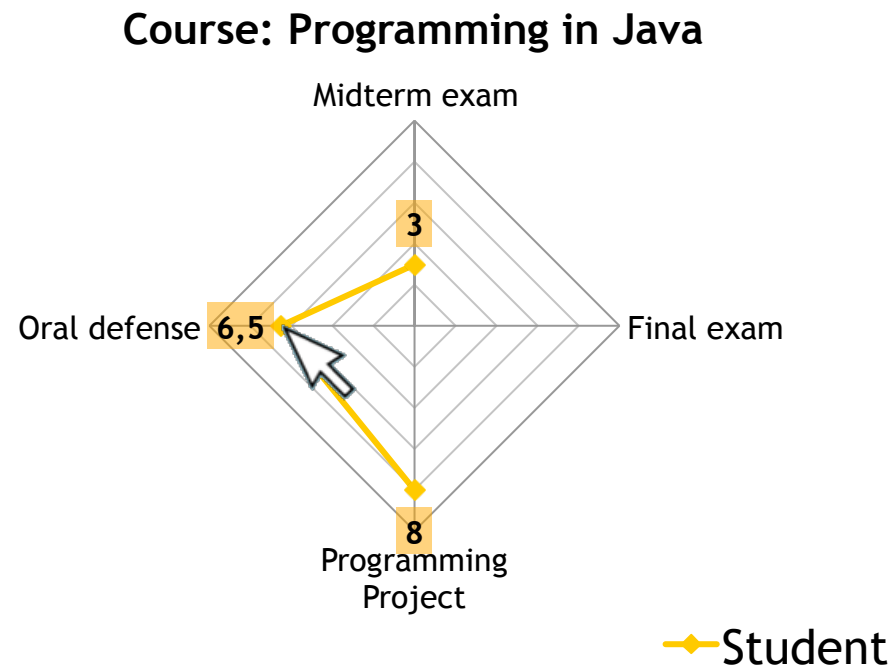
- Allowing navigation

	Excellent Shows a full	Advanced Shows a very	Average Shows a good	Developing Shows a good	Beginning Does not
Content	A	B	C		
Suitability of the presentation for the topic	Absolute	Improvable	Unsuitable		
Suitability of the presentation for the audience	Absolute	Improvable	Unsuitable		
Used language	Fully appropriate	Sufficiently appropriate	Inappropriate		
Scientifically accuracy of the content	Fully accurate	Sufficiently accurate	None		
Argumentation	Clear, concise and logically organized	Not always clear or concise	Chaotic		
Presentation is eye-catching	Yes	No, it is boring	No, it is unpleasant		
Used resources	Useful and well used	Useful but badly used	Useless or distracting		
...		

You should read the related bibliography to understand the topic and improve the content of your presentation.

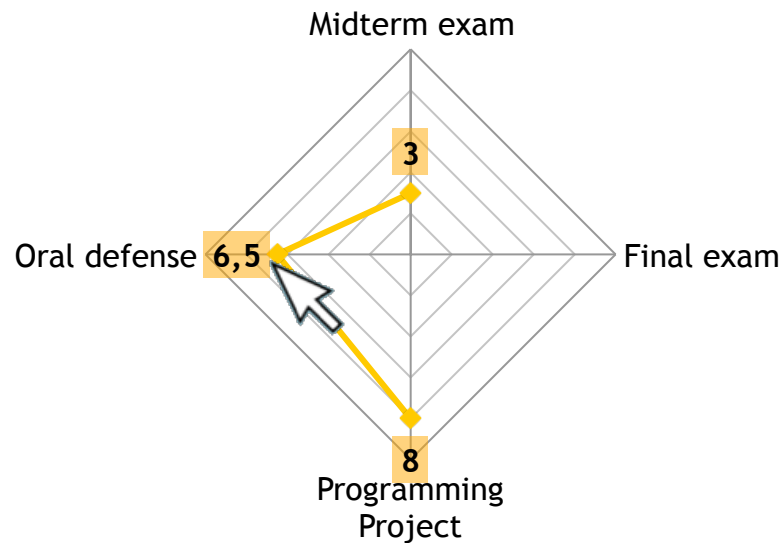
Our proposal

- Useful visualization for the whole course or different evaluable parts of a work



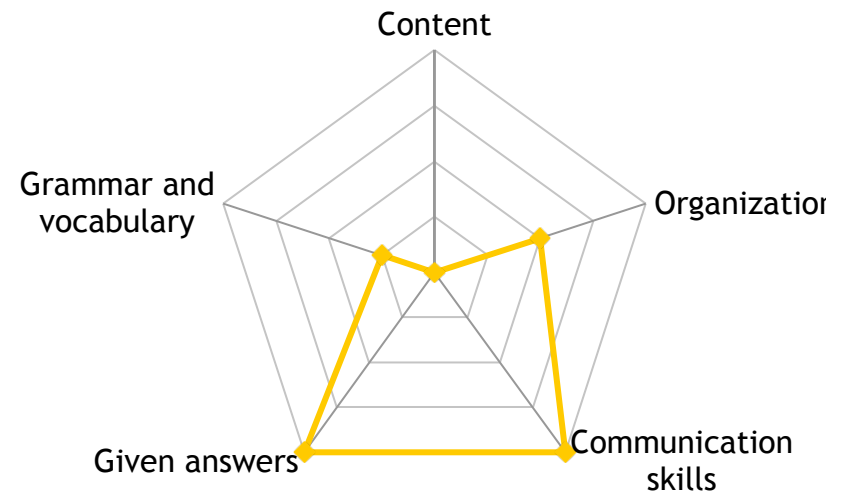
Our proposal

Course: Programming in Java



◆ Student

Oral defense evaluation



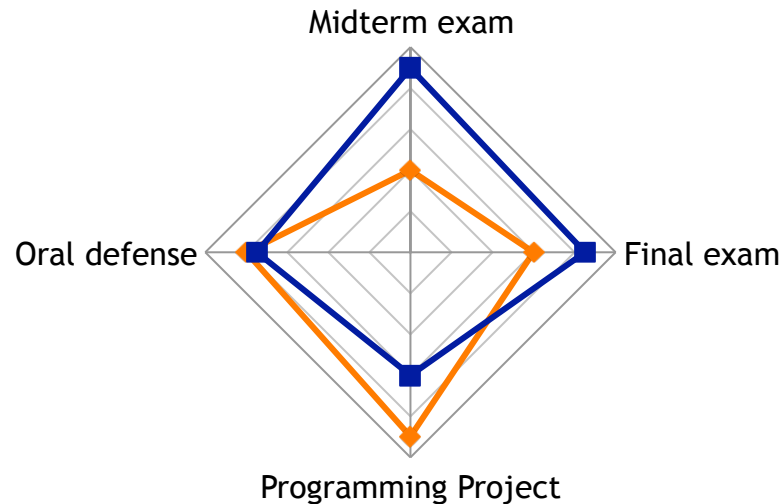
Our proposal

- Possibility (for teachers) to compare groups
- Multiple criteria to form the groups
 - Working groups
 - Teacher
 - Teaching / Learning techniques
 - Repeaters vs new students
 -

Our proposal

- Possibility (for teachers) to compare groups
- Multiple criteria to form the groups

Course: Programming in Java



—◆— Project-based Learning —■— Inquiry-based Learning

Conclusions & future work

- Conclusions
 - Visualization allows enriching the feedback provided by rubrics
 - Helps teachers and students understanding the teaching and learning processes

Conclusions & future work

- Future work
 - Make available the visualization module for users
 - Analyze students' and teachers' visualization preferences
 - Evaluate the impact of different visualization techniques

Visual feedback in rubric based evaluation

THANK YOU

Contact: mikel.v@ehu.eus
<http://galan.ehu.eus>