

Theme: Autumn

Making a Groupwork in primary school with unplugged coding: Age 7/8 years

1. Concept: Pictures and code. **If it is ... then ...**

- If it is windy and cold then the leaves fall down from the tree.
- If it is Autumn then the leaves are not green anymore.



2. Concept: Making a Halloween card for a Halloween party



- Which steps can you make parallel and what do you have to do step by step?

3. Concept: Abstraction

- Rustling of green leaves in the wind
- The leaves get red
- Leaves fall down from the tree
- People making steps on the leaves
- Cleaning the ground


4. Variables and Opposites


- Teacher gives the students Materials from Autumm and they have to categorize them - Homework: Students look for Autumm materials in their environment and bring them to school next day -> Categorizing again
- Students should find new variables

	Natural, not man made	Man-made, not natural
Rough, not smooth		
Smooth, not rough		

5. Top Trumps

- Crating your own Top Trump Cards with the topic Automm. For example, Trees (Comparing Age, Size, Circumferences, ...)

Cherry Tree	
	
Height	30 m
Life expectancy	100 years
Circunferences	50 cm
Size of the leave	7 - 12 cm

Apple tree	
	
Height	12 m
Life expectancy	50-60 years
Circunferences	45 cm
Size of the leave	15 cm

6. Collage

- Find a way from the picture to the words using the arrows
- Collage -> use the arrows. When you find the way you can go put the arrows next to the collage and now see the coding